

# Web Credit App Link For Consumers

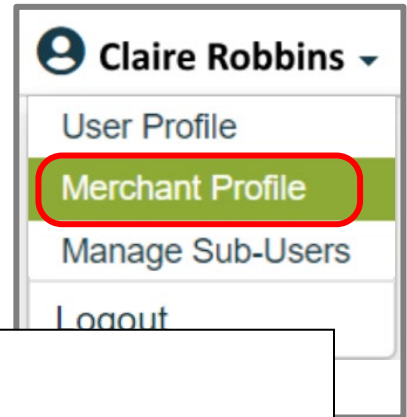
Have customers complete their own credit applications online!



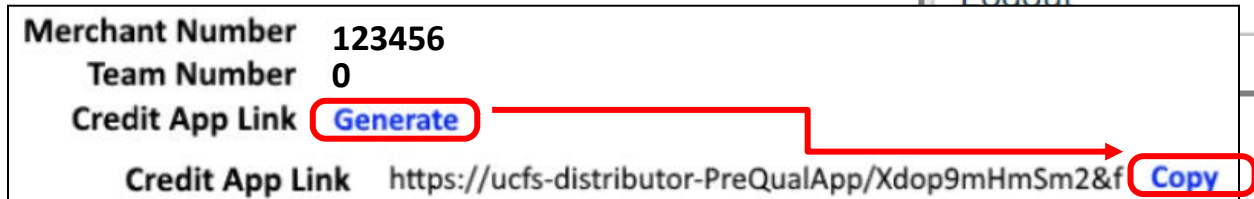
**1. Log into MyUCFS** – <https://distributor.ucfs.net/>

**2. Go to Merchant Profile**

- This action must be performed by an Admin or Full Sub-user.



**3. Click Generate → Click Copy**



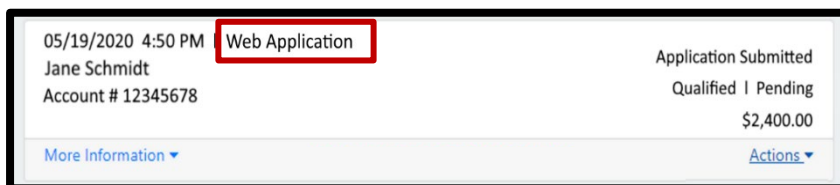
**4. Use link as needed - copy again and again.**

- Post link to your company website
- Send link by email to customers
- Post to your company social media accounts.

Want images and text for your company website to link to the credit application? Visit: [www.ucfs.net/advertise](http://www.ucfs.net/advertise)

**5. When a consumer submits a credit app:**

- An email is automatically sent
  - To the consumer
  - To the business with consumer's contact information (the company's primary email in the User Profile).
- Consumer-generated credit applications appear in MyUCFS
  - Log in, go to APPLICATION MANAGER



**NOTE:** Sub-user types able to view all credit applications including consumer-created credit apps are: Admin, Full Sub-user, Limited Sub-user, Credit App Admin.

- Look for credit applications with Web Application and the consumer's phone number
  - Or, using the search bar, enter the consumer's name
- Process the sale using consumer financing as usual.